

LAMPIRAN

Lampiran I  
KUESIONER PENELITIAN

**PENGARUH PJA BHAKTI DAN PERAN ORANG TUA TERHADAP  
MINAT MELAKSANAKAN KEBAKTIAN DI VIHARA PADA  
SISWA KELAS XI SEKOLAH PERGURUAN BUDDHIS  
BODHICITTA MEDAN**



Oleh:  
Cyrus  
NPM 20170100019

**PPROGRAM PASCASARJANA  
SEKOLAH TINGGI ILMU AGAMA BUDDHA (STIAB)  
“ SMARATUNGGGA ”  
BOYOLALI  
2021**

**Kepada.**

**Siswa/i Kelas XI IPS**

## **Sekolah Perguruan Buddhis Bodhicitta Medan**

**di**

**Tempat**

Salam sejahtera bagi kita semua, semoga kesehatan, keselamatan dan keberhasilan selalu menyertai Siswa/i sekalian. Perkenankanlah kami menyampaikan permohonan kesediaan Siswa/i untuk mengisi kuesioner dalam rangka penelitian tentang:

***“Pengaruh Puja Bhakti Dan Peran Orang Tua Terhadap Minat Melaksanakan Kebaktian di Vihara pada Siswa IPS Sekolah Perguruan Buddhis Bodhicitta Medan”***

Kami menyadari kehadiran kuesioner ini akan mengganggu kesibukan Siswa/i sekalian, oleh karena itu dengan kerendahan hati kami sampaikan permohonan maaf yang sedalam-dalamnya.

Informasi yang diberikan Siswa/i sekalian sangat membantu dalam penyusunan karya ilmiah dan penyelesaian studi kami. Kami menjamin kerahasiaan informasi yang Siswa/i sekalian berikan melalui pengisian kuesioner ini.

Atas bantuan yang Siswa/i sekalian berikan kami ucapkan terimakasih dan penghargaan yang setinggi-tingginya.

Medan, ..... 2021

Peneliti,

**Cyrus**

### **IDENTITAS RESPONDEN (A)**

Petunjuk Pengisian.

Berilah tanda  pada nomor jawaban sebagaiberikut:

1. Jenis Kelamin : (1) Pria  
(2) Wanita
2. Tinggal Bersama : (1) Orang Tua  
(2) Wali

- (3) Sendiri (Kos)
3. Jarak ke Vihara : (1) < 500 meter  
(2) 500 – 1000 meter  
(3) 1001 – 1500 meter  
(4) > 1500 meter



## KUESIONER PENELITIAN (B)

Berilah tanda silang (X) pada salah satu kotak sebagaiberikut:

Keterangan Jawaban            1 = Sangat Tidak Setuju  
    2 = Tidak Setuju  
    3 = Cukup Setuju  
    4 = Setuju  
    5 = Sangat Setuju

### I. Variabel Puja Bhakti

Kode Item	Pernyataan	Jawaban				
		1	2	3	4	5
PB1	Saya selalu mengaplikasikan puja bhakti dalam kehidupan sehari-hari					
PB2	Saya selalu mengerjakan kegiatan puja bakti vihara					
PB3	Saya selalu melakukan pembacaan paritta					
PB4	Saya selalu melakukan kegiatan puja bakti dengan sungguh-sungguh tanpa dipaksa					
PB5	Saya sering meraknanan atau muncul rasa malas melakukan puja bhakti					
PB6	Saya melakukan puja bhakti karena dorongan/ terpaksa					

### II. Variabel Peran Orang Tua

Kode Item	Pernyataan	Pilihan Jawaban				
		1	2	3	4	5
PO1	Orangtua saya selalu memberikan bimbingan cara puja bhakti/kebaktian di rumah					
PO2	Perhatian orangtua terhadap bacaan paritta di rumah					
PO3	Orangta saya setiap hari membaca paritta di rumah					
PO4	Saya setiap minggu melakukan kebaktian/ puja bhakti bersama orangtua					
PO5	Jika tidak melakukan kegiatan puja bhakti orangtua selalu menegur					
PO6	Orangtua menerapkan disiplin mengenai belajar agama di rumah					
PO7	Orangtua menyediakan fasilitas puja bhakti di rumah					

### III. Variabel Minat Kebaktian di Vihara

Kode Item	Pernyataan	Jawaban				
		1	2	3	4	5
MS1	Saya selalu berminat mengikuti puja bhakti/kebaktian di rumah					
MS2	Berminat mengikuti puja bhakti/kebaktian di vihara					
MS3	Saya melakukan kegiatan puja bhakti di rumah/vihara atas kesadaran sendiri					
MS4	Saya melakukan kegiatan puja bhakti di rumah/vihara atas dorongan Guru Agama Budha					
MS5	Berminat melakukan kegiatan puja bakti karena dorongan teman					



**Lampiran II**  
**Data Hasil Survey (n=86)**


No. Resp	Puja Bhakti (PB)						Peran Orangtua (PO)						Minat Siswa (MS)					
	PB1	PB2	PB3	PB4	PB5	PB6	PO1	PO2	PO3	PO4	PO5	PO6	PO7	MS1	MS2	MS3	MS4	MS5
1	5	3	3	4	4	4	4	4	4	4	5	4	4	5	5	5	4	4
2	4	4	4	4	4	3	3	3	4	4	4	3	3	4	3	4	4	3
3	4	5	4	4	4	4	2	2	4	4	4	5	4	3	4	4	3	3
4	4	4	4	5	4	4	4	3	4	4	5	5	3	4	4	4	4	3
5	4	4	3	4	4	4	4	4	4	4	4	5	3	4	5	4	5	4
6	5	5	5	5	5	5	4	4	4	5	4	4	3	5	5	5	4	4
7	4	4	4	4	4	3	4	4	4	5	4	5	4	4	4	4	4	4
8	4	2	4	4	4	4	4	4	4	4	5	4	4	4	4	4	4	4
9	5	5	4	4	4	4	4	4	5	5	5	5	5	4	5	5	4	4
10	4	4	4	4	4	4	4	4	4	4	4	4	4	4	4	4	4	4
11	4	4	4	4	4	4	3	2	4	4	5	5	4	4	4	4	4	4
12	5	5	4	5	4	4	3	4	5	4	5	4	4	4	4	4	4	3
13	5	5	5	5	5	5	4	4	5	5	5	5	5	5	5	5	5	5
14	5	5	5	5	5	5	4	5	5	5	5	5	5	5	5	5	5	5
15	4	4	4	5	5	5	4	4	4	4	5	3	4	4	4	4	4	4
16	5	4	4	5	4	5	2	4	4	4	4	4	3	4	4	4	4	4
17	3	4	3	4	4	3	3	3	4	4	4	4	5	4	4	4	4	4
18	4	3	3	3	3	4	4	4	4	5	4	4	4	4	4	4	3	4
19	5	5	5	5	5	5	4	4	5	5	5	5	5	4	4	5	5	4
20	4	2	2	4	3	4	2	3	3	4	2	4	2	2	3	3	3	2
21	4	4	5	5	5	4	4	4	4	4	5	5	4	4	4	4	4	4
22	5	5	5	5	5	5	5	5	5	5	5	5	4	5	5	5	5	5
23	4	4	4	4	4	4	4	4	4	5	4	2	4	4	4	4	4	4
24	5	5	5	5	5	5	5	5	5	5	5	5	5	5	5	5	5	5
25	4	4	4	4	4	4	4	4	4	4	4	4	4	4	4	4	4	4
26	5	5	5	5	5	5	4	5	5	5	5	5	4	4	5	5	5	4

No. Resp	Puja Bhakti (PB)						Peran Orangtua (PO)							Minat Siswa (MS)				
	PB1	PB2	PB3	PB4	PB5	PB6	PO1	PO2	PO3	PO4	PO5	PO6	PO7	MS1	MS2	MS3	MS4	MS5
27	4	5	5	4	5	5	4	4	4	4	4	4	5	4	4	4	5	4
28	4	4	4	4	5	5	4	4	5	5	5	5	4	4	5	4	4	5
29	4	4	4	4	4	4	3	4	4	5	4	5	5	4	5	5	4	5
30	4	4	4	4	5	5	4	4	4	5	5	5	4	4	5	4	4	5
31	4	4	4	5	5	4	4	5	5	4	4	4	4	4	5	4	4	4
32	4	4	5	5	4	5	4	4	4	5	5	4	4	4	4	5	4	5
33	4	4	4	4	4	5	4	4	4	4	4	4	4	4	4	5	5	5
34	4	4	3	4	4	4	4	4	4	4	3	2	4	4	3	4	3	4
35	4	4	4	4	4	4	4	5	4	5	5	2	4	4	4	4	4	4
36	4	4	4	4	4	4	4	4	4	4	5	4	4	4	4	4	4	4
37	4	4	3	4	4	4	4	4	4	4	5	5	4	4	4	4	4	4
38	4	4	4	4	3	4	2	4	4	5	4	4	4	4	4	4	4	4
39	4	4	4	4	4	4	1	4	4	5	5	4	4	4	4	4	4	4
40	4	4	4	4	4	4	4	4	4	4	5	5	5	4	4	4	4	4
41	4	4	4	4	4	4	4	4	4	4	4	4	4	4	4	4	4	4
42	5	4	4	5	4	4	4	4	4	4	4	3	4	5	5	5	4	4
43	4	5	4	4	5	4	4	4	4	4	4	5	4	4	5	4	4	4
44	4	5	4	5	4	4	4	4	4	4	4	4	4	4	4	4	4	5
45	5	4	4	5	5	5	5	4	4	4	5	5	4	4	4	4	4	4
46	4	3	4	3	4	3	4	4	3	4	4	4	3	4	3	4	4	4
47	4	4	4	4	4	4	4	4	4	4	2	4	4	4	4	4	4	4
48	5	4	4	5	4	4	4	4	4	5	5	4	4	4	4	4	5	4
49	4	3	3	4	4	4	3	3	3	3	3	3	3	3	3	3	3	3
50	4	5	4	5	4	5	3	4	4	4	5	4	3	3	3	3	4	2
51	4	4	5	5	4	4	2	4	4	5	5	4	3	3	4	4	3	3
52	5	5	5	5	5	5	5	5	5	5	5	5	5	5	5	5	5	5
53	5	5	4	5	5	5	3	4	4	5	5	4	4	4	4	4	4	4
54	4	4	4	4	4	4	4	4	4	4	4	4	4	4	4	4	4	4

No. Resp	Puja Bhakti (PB)						Peran Orangtua (PO)							Minat Siswa (MS)				
	PB1	PB2	PB3	PB4	PB5	PB6	PO1	PO2	PO3	PO4	PO5	PO6	PO7	MS1	MS2	MS3	MS4	MS5
55	4	3	3	5	4	5	5	5	5	5	5	5	5	3	3	3	3	3
56	4	3	3	4	4	4	3	3	4	4	4	3	2	3	3	3	4	3
57	5	4	4	5	5	5	4	3	5	4	4	4	3	4	4	4	4	4
58	5	4	4	5	5	5	5	4	4	4	5	5	4	4	4	4	4	4
59	5	5	5	5	5	5	4	4	4	4	5	5	5	4	5	5	4	4
60	4	4	4	4	4	4	3	4	4	4	5	5	2	4	4	3	4	5
61	4	4	4	4	4	4	4	4	4	4	5	4	4	4	4	4	4	4
62	5	5	5	5	5	5	4	3	5	5	5	5	5	5	5	5	5	5
63	5	5	4	4	5	5	5	5	5	5	5	4	5	4	4	4	2	4
64	4	4	4	4	4	4	4	4	4	4	5	4	4	4	4	4	4	4
65	4	4	4	4	4	4	4	4	4	4	4	3	4	4	4	4	4	4
66	4	3	3	3	4	4	4	4	4	5	5	5	3	4	4	5	4	4
67	4	4	4	4	4	5	4	5	4	5	5	4	4	4	4	5	5	4
68	3	3	3	4	4	4	2	2	3	5	4	4	4	4	4	4	3	4
69	4	4	4	4	4	4	4	4	4	4	4	4	4	4	4	4	4	4
70	4	1	1	4	4	4	2	4	4	4	5	5	5	5	5	5	5	5
71	4	3	3	4	3	3	3	4	4	3	5	4	4	4	3	3	4	4
72	4	4	3	4	4	4	2	3	3	4	4	5	3	3	3	3	3	2
73	4	4	4	4	4	4	4	4	4	4	4	4	4	4	4	4	4	4
74	4	4	5	4	4	4	4	4	4	5	5	5	5	4	4	4	4	4
75	4	4	4	5	4	5	4	4	4	5	5	5	5	5	5	5	5	5
76	4	3	3	4	4	4	4	4	5	5	5	5	5	4	4	4	4	4
77	5	5	4	4	5	5	4	4	5	5	5	5	5	4	4	4	5	5
78	4	4	5	4	5	5	4	4	5	5	5	5	5	5	5	5	5	5
79	3	3	4	4	4	4	4	5	5	5	5	5	5	4	4	4	4	4
80	3	4	3	4	4	3	3	3	4	4	4	4	5	4	4	4	4	4
81	4	3	3	3	3	4	4	4	4	5	4	4	4	4	4	4	3	4
82	5	5	5	5	5	5	4	4	5	5	5	5	5	4	4	5	5	4



No. Resp	Puja Bhakti (PB)						Peran Orangtua (PO)							Minat Siswa (MS)				
	PB1	PB2	PB3	PB4	PB5	PB6	PO1	PO2	PO3	PO4	PO5	PO6	PO7	MS1	MS2	MS3	MS4	MS5
83	4	2	2	4	3	4	2	3	3	4	2	4	2	2	3	3	3	2
84	4	4	5	5	5	4	4	4	4	4	5	5	4	4	4	4	4	4
85	5	5	5	5	5	5	5	5	5	5	5	5	4	5	5	5	5	5
86	4	4	4	4	4	4	4	4	4	5	4	2	4	4	4	4	4	4



**LAMPIRAN III**  
**HASIL UJI VALIDITAS DAN RELIABILITAS (n=86)**

**1. Variabel Puja Bakti**

**Correlations**

		PB1	PB2	PB3	PB4	PB5
PB1	Pearson Correlation	1	.496**	.429**	.551**	.514**
	Sig. (2-tailed)		.000	.000	.000	.000
	N	86	86	86	86	86
PB2	Pearson Correlation	.496**	1	.750**	.489**	.607**
	Sig. (2-tailed)	.000		.000	.000	.000
	N	86	86	86	86	86
PB3	Pearson Correlation	.429**	.750**	1	.519**	.631**
	Sig. (2-tailed)	.000	.000		.000	.000
	N	86	86	86	86	86
PB4	Pearson Correlation	.551**	.489**	.519**	1	.567**
	Sig. (2-tailed)	.000	.000	.000		.000
	N	86	86	86	86	86
PB5	Pearson Correlation	.514**	.607**	.631**	.567**	1
	Sig. (2-tailed)	.000	.000	.000	.000	
	N	86	86	86	86	86
PB6	Pearson Correlation	.589**	.441**	.465**	.555**	.635**
	Sig. (2-tailed)	.000	.000	.000	.000	.000
	N	86	86	86	86	86
TOTAL_PB	Pearson Correlation	.726**	.833**	.834**	.756**	.827**
	Sig. (2-tailed)	.000	.000	.000	.000	.000
	N	86	86	86	86	86

\*\* . Correlation is significant at the 0.01 level (2-tailed).

**Correlations**

		PB6	TOTAL_PB
PB1	Pearson Correlation	.589**	.726**
	Sig. (2-tailed)	.000	.000
	N	86	86
PB2	Pearson Correlation	.441**	.833**
	Sig. (2-tailed)	.000	.000
	N	86	86
PB3	Pearson Correlation	.465**	.834**
	Sig. (2-tailed)	.000	.000
	N	86	86
PB4	Pearson Correlation	.555**	.756**
	Sig. (2-tailed)	.000	.000
	N	86	86
PB5	Pearson Correlation	.635**	.827**
	Sig. (2-tailed)	.000	.000
	N	86	86
PB6	Pearson Correlation	1	.753**
	Sig. (2-tailed)		.000
	N	86	86
TOTAL_PB	Pearson Correlation	.753**	1
	Sig. (2-tailed)	.000	
	N	86	86

\*\* . Correlation is significant at the 0,01 level (2-tailed).

## Reliability


**Case Processing Summary**

		N	%
Cases	Valid	86	100.0
	Excluded <sup>a</sup>	0	.0
	Total	86	100.0

a. Listwise deletion based on all variables in the procedure.

**Reliability Statistics**

Cronbach's Alpha	N of Items
.873	6



## 2. Variabel Peran Orangtua (PO)

Correlations

		PO1	PO2	PO3	PO4	PO5
PO1	Pearson Correlation	1	.571**	.491**	.166	.305**
	Sig. (2-tailed)		.000	.000	.127	.004
	N	86	86	86	86	86
PO2	Pearson Correlation	.571**	1	.541**	.245*	.336**
	Sig. (2-tailed)	.000		.000	.023	.002
	N	86	86	86	86	86
PO3	Pearson Correlation	.491**	.541**	1	.467**	.491**
	Sig. (2-tailed)	.000	.000		.000	.000
	N	86	86	86	86	86
PO4	Pearson Correlation	.166	.245*	.467**	1	.350**
	Sig. (2-tailed)	.127	.023	.000		.001
	N	86	86	86	86	86
PO5	Pearson Correlation	.305**	.336**	.491**	.350**	1
	Sig. (2-tailed)	.004	.002	.000	.001	
	N	86	86	86	86	86
PO6	Pearson Correlation	.148	.177	.364**	.125	.449**
	Sig. (2-tailed)	.174	.103	.001	.251	.000
	N	86	86	86	86	86
PO7	Pearson Correlation	.385**	.337**	.545**	.352**	.429**
	Sig. (2-tailed)	.000	.001	.000	.001	.000
	N	86	86	86	86	86
TOTAL_PO	Pearson Correlation	.669**	.669**	.804**	.527**	.722**
	Sig. (2-tailed)	.000	.000	.000	.000	.000
	N	86	86	86	86	86

\*\* . Correlation is significant at the 0.01 level (2-tailed).

\* . Correlation is significant at the 0.05 level (2-tailed).

**Correlations**

		PO6	PO7	TOTAL_PO
PO1	Pearson Correlation	.148	.385**	.669**
	Sig. (2-tailed)	.174	.000	.000
	N	86	86	86
PO2	Pearson Correlation	.177	.337**	.669**
	Sig. (2-tailed)	.103	.001	.000
	N	86	86	86
PO3	Pearson Correlation	.364**	.545**	.804**
	Sig. (2-tailed)	.001	.000	.000
	N	86	86	86
PO4	Pearson Correlation	.125	.352**	.527**
	Sig. (2-tailed)	.251	.001	.000
	N	86	86	86
PO5	Pearson Correlation	.449**	.429**	.722**
	Sig. (2-tailed)	.000	.000	.000
	N	86	86	86
PO6	Pearson Correlation	1	.292**	.581**
	Sig. (2-tailed)		.006	.000
	N	86	86	86
PO7	Pearson Correlation	.292**	1	.718**
	Sig. (2-tailed)	.006		.000
	N	86	86	86
TOTAL_PO	Pearson Correlation	.581**	.718**	1
	Sig. (2-tailed)	.000	.000	
	N	86	86	86

\*\* . Correlation is significant at the 0.01 level (2-tailed).

## Reliability


**Case Processing Summary**

		N	%
Cases	Valid	86	100.0
	Excluded <sup>a</sup>	0	.0
	Total	86	100.0

a. Listwise deletion based on all variables in the procedure.

**Reliability Statistics**

Cronbach's Alpha	N of Items
.783	7



### 3. Variabel Minat Siswa Beribadah (MS)

**Correlations**

		MS1	MS2	MS3	MS4
MS1	Pearson Correlation	1	.732**	.752**	.616**
	Sig. (2-tailed)		.000	.000	.000
	N	86	86	86	86
MS2	Pearson Correlation	.732**	1	.757**	.529**
	Sig. (2-tailed)	.000		.000	.000
	N	86	86	86	86
MS3	Pearson Correlation	.752**	.757**	1	.602**
	Sig. (2-tailed)	.000	.000		.000
	N	86	86	86	86
MS4	Pearson Correlation	.616**	.529**	.602**	1
	Sig. (2-tailed)	.000	.000	.000	
	N	86	86	86	86
MS5	Pearson Correlation	.787**	.680**	.642**	.582**
	Sig. (2-tailed)	.000	.000	.000	.000
	N	86	86	86	86
TOTAL_MS	Pearson Correlation	.904**	.860**	.870**	.778**
	Sig. (2-tailed)	.000	.000	.000	.000
	N	86	86	86	86

\*\* . Correlation is significant at the 0.01 level (2-tailed).



### Correlations

		MS5	TOTAL_MS
MS1	Pearson Correlation	.787**	.904**
	Sig. (2-tailed)	.000	.000
	N	86	86
MS2	Pearson Correlation	.680**	.860**
	Sig. (2-tailed)	.000	.000
	N	86	86
MS3	Pearson Correlation	.642**	.870**
	Sig. (2-tailed)	.000	.000
	N	86	86
MS4	Pearson Correlation	.582**	.778**
	Sig. (2-tailed)	.000	.000
	N	86	86
MS5	Pearson Correlation	1	.870**
	Sig. (2-tailed)	.000	.000
	N	86	86
TOTAL_MS	Pearson Correlation	.870**	1
	Sig. (2-tailed)	.000	.000
	N	86	86

\*\* . Correlation is significant at the 0.01 level (2-tailed).

### Reliability

#### Case Processing Summary

		N	%
Cases	Valid	86	100.0
	Excluded <sup>a</sup>	0	.0
	Total	86	100.0

a. Listwise deletion based on all variables in the procedure.

**Reliability Statistics**

Cronbach's Alpha	N of Items
.907	5



**LAMPIRAN IV  
DISTRIBUSI FREKUENSI**

**1. Variabel Puja Bakti (PB)**

**PB1**

		Frequency	Percent	Valid Percent	Cumulative Percent
Valid	3.00	4	4.7	4.7	4.7
	4.00	58	67.4	67.4	72.1
	5.00	24	27.9	27.9	100.0
	Total	86	100.0	100.0	

**PB2**

		Frequency	Percent	Valid Percent	Cumulative Percent
Valid	1.00	1	1.2	1.2	1.2
	2.00	3	3.5	3.5	4.7
	3.00	12	14.0	14.0	18.6
	4.00	48	55.8	55.8	74.4
	5.00	22	25.6	25.6	100.0
	Total	86	100.0	100.0	

**PB3**

		Frequency	Percent	Valid Percent	Cumulative Percent
Valid	1.00	1	1.2	1.2	1.2
	2.00	2	2.3	2.3	3.5
	3.00	16	18.6	18.6	22.1
	4.00	48	55.8	55.8	77.9
	5.00	19	22.1	22.1	100.0
	Total	86	100.0	100.0	

**PB4**

		Frequency	Percent	Valid Percent	Cumulative Percent
Valid	3.00	4	4.7	4.7	4.7
	4.00	51	59.3	59.3	64.0
	5.00	31	36.0	36.0	100.0
	Total	86	100.0	100.0	

**PB5**

		Frequency	Percent	Valid Percent	Cumulative Percent
Valid	3.00	6	7.0	7.0	7.0
	4.00	53	61.6	61.6	68.6
	5.00	27	31.4	31.4	100.0
	Total	86	100.0	100.0	

**PB6**

		Frequency	Percent	Valid Percent	Cumulative Percent
Valid	3.00	6	7.0	7.0	7.0
	4.00	50	58.1	58.1	65.1
	5.00	30	34.9	34.9	100.0
	Total	86	100.0	100.0	

## 2. Variabel Peran Orangtua (PO)

**PO1**

		Frequency	Percent	Valid Percent	Cumulative Percent
Valid	1.00	1	1.2	1.2	1.2
	2.00	9	10.5	10.5	11.6
	3.00	12	14.0	14.0	25.6
	4.00	56	65.1	65.1	90.7
	5.00	8	9.3	9.3	100.0
	Total	86	100.0	100.0	

**PO2**

		Frequency	Percent	Valid Percent	Cumulative Percent
Valid	2.00	3	3.5	3.5	3.5
	3.00	11	12.8	12.8	16.3
	4.00	60	69.8	69.8	86.0
	5.00	12	14.0	14.0	100.0
	Total	86	100.0	100.0	

**PO3**

		Frequency	Percent	Valid Percent	Cumulative Percent
Valid	3.00	6	7.0	7.0	7.0
	4.00	58	67.4	67.4	74.4
	5.00	22	25.6	25.6	100.0
	Total	86	100.0	100.0	

**PO4**

		Frequency	Percent	Valid Percent	Cumulative Percent
Valid	3.00	2	2.3	2.3	2.3
	4.00	43	50.0	50.0	52.3
	5.00	41	47.7	47.7	100.0
	Total	86	100.0	100.0	

**PO5**

		Frequency	Percent	Valid Percent	Cumulative Percent
Valid	2.00	3	3.5	3.5	3.5
	3.00	3	3.5	3.5	7.0
	4.00	31	36.0	36.0	43.0
	5.00	49	57.0	57.0	100.0
	Total	86	100.0	100.0	

**PO6**

		Frequency	Percent	Valid Percent	Cumulative Percent
Valid	1.00	1	1.2	1.2	1.2
	2.00	4	4.7	4.7	5.8
	3.00	5	5.8	5.8	11.6
	4.00	40	46.5	46.5	58.1
	5.00	36	41.9	41.9	100.0
	Total	86	100.0	100.0	

**PO7**

		Frequency	Percent	Valid Percent	Cumulative Percent
Valid	2.00	4	4.7	4.7	4.7
	3.00	12	14.0	14.0	18.6
	4.00	47	54.7	54.7	73.3
	5.00	23	26.7	26.7	100.0
	Total	86	100.0	100.0	

**3. Variabel Minat Siswa Beribadah (MS)****MS1**

		Frequency	Percent	Valid Percent	Cumulative Percent
Valid	2.00	2	2.3	2.3	2.3
	3.00	7	8.1	8.1	10.5
	4.00	64	74.4	74.4	84.9
	5.00	13	15.1	15.1	100.0
	Total	86	100.0	100.0	

**MS2**

		Frequency	Percent	Valid Percent	Cumulative Percent
Valid	3.00	11	12.8	12.8	12.8
	4.00	53	61.6	61.6	74.4
	5.00	22	25.6	25.6	100.0
	Total	86	100.0	100.0	

**MS3**

		Frequency	Percent	Valid Percent	Cumulative Percent
Valid	3.00	9	10.5	10.5	10.5
	4.00	54	62.8	62.8	73.3
	5.00	23	26.7	26.7	100.0
	Total	86	100.0	100.0	

**MS4**

		Frequency	Percent	Valid Percent	Cumulative Percent
Valid	2.00	1	1.2	1.2	1.2
	3.00	11	12.8	12.8	14.0
	4.00	55	64.0	64.0	77.9
	5.00	19	22.1	22.1	100.0
	Total	86	100.0	100.0	

**MS5**

		Frequency	Percent	Valid Percent	Cumulative Percent
Valid	2.00	4	4.7	4.7	4.7
	3.00	8	9.3	9.3	14.0
	4.00	56	65.1	65.1	79.1
	5.00	18	20.9	20.9	100.0
	Total	86	100.0	100.0	



**LAMPIRAN V**  
**KORELASI DAN REGRESI VARIABEL PENELITIAN**

**Correlations**

**Correlations**

		X1	X2	Y
X1	Pearson Correlation	1	.594**	.533**
	Sig. (2-tailed)		.000	.000
	N	86	86	86
X2	Pearson Correlation	.594**	1	.678**
	Sig. (2-tailed)	.000		.000
	N	86	86	86
Y	Pearson Correlation	.533**	.678**	1
	Sig. (2-tailed)	.000	.000	
	N	86	86	86

\*\* . Correlation is significant at the 0,01 level (2-tailed).

**Regression**

**Variables Entered/Removed**

Model	Variables Entered	Variables Removed	Method
1	X2, X1 <sup>a</sup>		Enter

a. All requested variables entered.

**Model Summary**

Model	R	R Square	Adjusted R Square	Std. Error of the Estimate
1	.697 <sup>a</sup>	.486	.473	1.92973

a. Predictors: (Constant), X2, X1

**ANOVA<sup>b</sup>**

Model		Sum of Squares	df	Mean Square	F	Sig.
1	Regression	291.675	2	145.838	39.163	.000 <sup>a</sup>
	Residual	309.081	83	3.724		
	Total	600.756	85			

a. Predictors: (Constant), X2, X1

b. Dependent Variable: Y

**Coefficients<sup>a</sup>**

Model		Unstandardized Coefficients		Standardized Coefficients	t	Sig.
		B	Std. Error	Beta		
1	(Constant)	2.864	2.019		1.419	.160
	X1	.176	.086	.201	2.056	.043
	X2	.453	.079	.558	5.705	.000

a. Dependent Variable: Y